

DELTA DENTAL MAKING SMILES HAPPEN® ORAL HEALTH STUDY OF KENTUCKY'S YOUTH

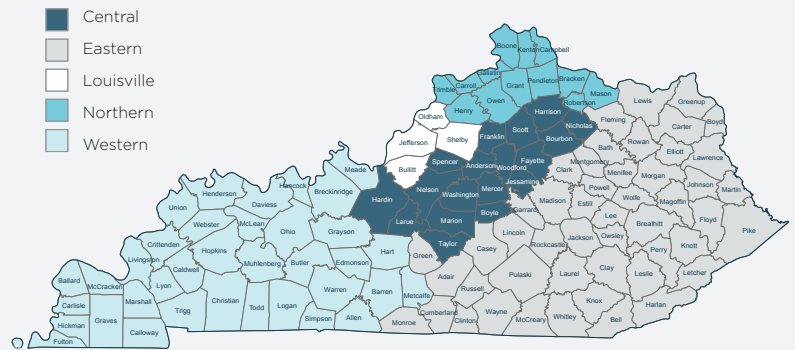
Northern Region Profile



Delta Dental of Kentucky partnered with Kentucky Youth Advocates and the University of Louisville School of Dentistry through the Delta Dental of Kentucky Making Smiles Happen® initiative to conduct a new statewide survey of children's oral health. Dentists were sent to 60 schools across five regions of the state to directly observe the mouths of 3rd and 6th graders. Parents were also asked about family oral health history, collecting data for over 2,000 students. The result is a long overdue picture of children's oral health in Kentucky - the last survey prior to this initiative was completed in 2001.

NORTHERN REGION AT A GLANCE

- More parents reported their children had dental insurance and had visited a dentist in the past year.
- Over half of 3rd and 6th graders - roughly 7,000 children - in the Northern region do not have sealants on any permanent molars.
- Over 30% of children in the Northern region have untreated tooth decay and 5% require urgent care.



NORTHERN REGION SCREENING DEMOGRAPHICS



266 Students Participated in the Study



81% White
8% Hispanic/Latino
5% Black/African American
3% Asian



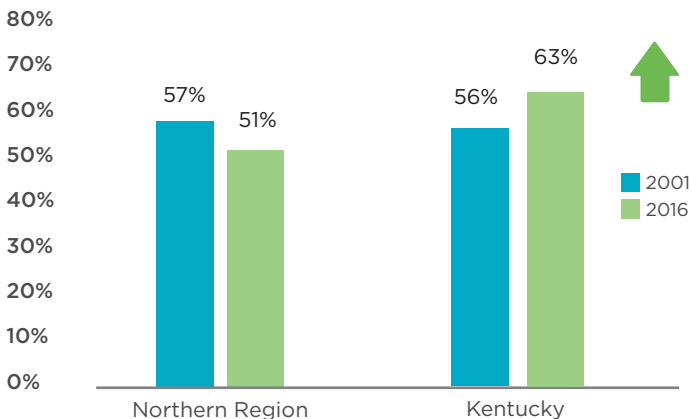
48% on Free or Reduced Lunch

2001 VS. 2016 SURVEY RESULTS COMPARISONS

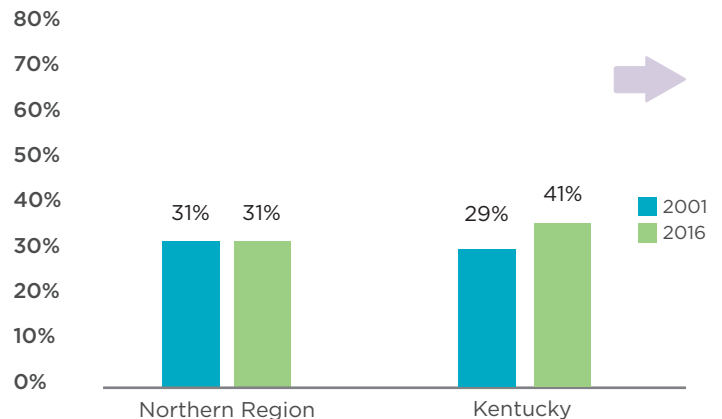
Children who have experienced tooth decay are at greater risk of having future tooth decay. These numbers have improved since the 2001 survey.

TRENDING KEY: ↑ Positive → Neutral ↓ Negative

1 in 2 children have experienced tooth decay
Estimated number of children: 6,400






Nearly 1 in 3 children have untreated tooth decay
Estimated number of children: 3,900



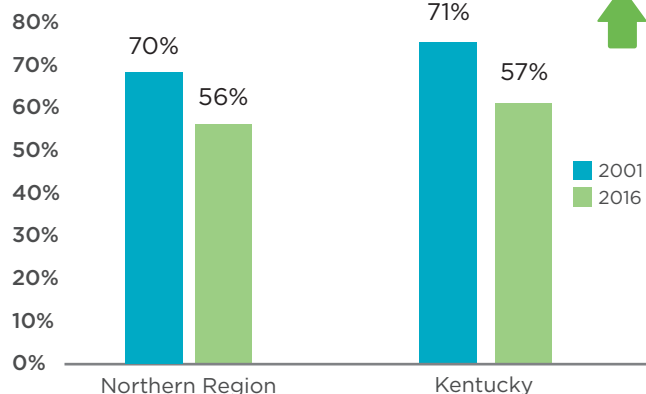
2001 VS. 2016 SURVEY RESULTS COMPARISONS

Sealants can help prevent the need for early or urgent dental care.

TRENDING KEY:  Positive  Neutral  Negative

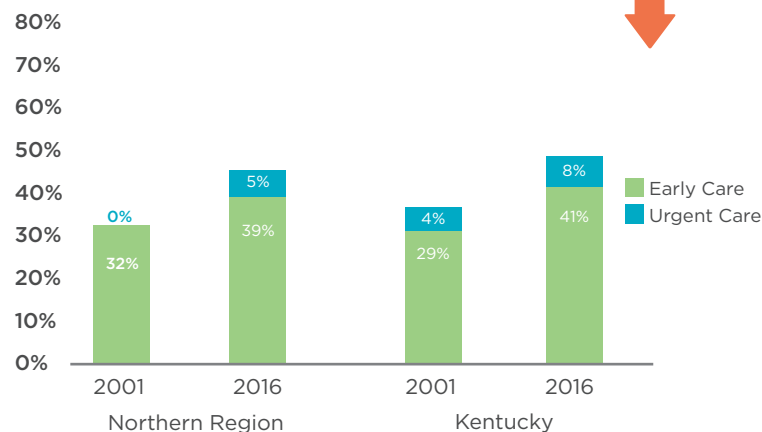
Over 1 in 2 children do not have sealants

Estimated number of children: 7,000







Over 2 in 5 children need early or urgent dental care




Estimated number of children: 5,000



PARENT QUESTIONNAIRES

	Northern Region 2001	2016	Kentucky 2016	Regional Trend
Child reported to have a toothache in the last 6 months	11%	6%	9%	
More than 1 year since last dental visit	31%	15%	16%	
During past 12 months, child needed dental care but could not get it	27%	6%	5%	
Child lacks dental insurance	19%	5%	9%	

SOCIAL DETERMINANTS OF ORAL HEALTH

INDICATOR	Northern Region	Kentucky
 Children living in poverty, 2011-2015	20%	26%
Child food insecurity rate, 2014	18%	22%
People ages 25+ with a Bachelors degree or above, 2011-2015	25%	22%
 Number of dentists per 1,000 children, 2015	2.0	2.7
Children without health insurance coverage, 2011-2015	6%	5%
Children enrolled in Medicaid/KCHIP utilizing dental services, 2015	41%	48%
Kindergarteners receiving a dental screening/exam, SY 2015-2016	64%	57%
 Children ages 5 to 17 that speak a language other than English at home, 2011-2015	5%	6%
Households with no vehicles, 2011-2015	7%	8%
Births to mothers who smoked during pregnancy, 2012-2014	22%	22%

FIND COUNTY-LEVEL DATA ON OTHER SOCIAL DETERMINANTS OF ORAL HEALTH AT:

KIDS COUNT Data Center | www.datacenter.kidscount.org/data#KY

Kentucky Health Facts | www.kentuckyhealthfacts.org

County Health Rankings and Roadmaps | www.countyhealthrankings.org

Find the complete report and learn more about how you can get involved at KentuckyOralHealth.com