

DELTA DENTAL MAKING SMILES HAPPEN® ORAL HEALTH STUDY OF KENTUCKY'S YOUTH

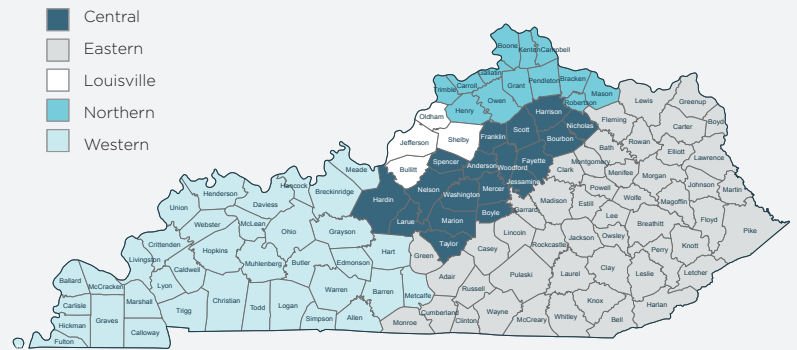
Central Region Profile



Delta Dental of Kentucky partnered with Kentucky Youth Advocates and the University of Louisville School of Dentistry through the Delta Dental of Kentucky Making Smiles Happen® initiative to conduct a new statewide survey of children's oral health. Dentists were sent to 60 schools across five regions of the state to directly observe the mouths of 3rd and 6th graders. Parents were also asked about family oral health history, collecting data for over 2,000 students. The result is a long overdue picture of children's oral health in Kentucky - the last survey prior to this initiative was completed in 2001.

CENTRAL REGION AT A GLANCE

- More parents reported their children had visited a dentist in the past year.
- Untreated tooth decay doubled in the Central Region since 2001.
- Two-thirds of 3rd and 6th graders - roughly 13,400 children - in the Central region have cavities.
- Over half (53%) of 3rd and 6th graders in the Central region need early or urgent care.



CENTRAL REGION SCREENING DEMOGRAPHICS



291 Students Participated in the Study



83% White
9% Hispanic/Latino
4% Black/African American
2% Asian



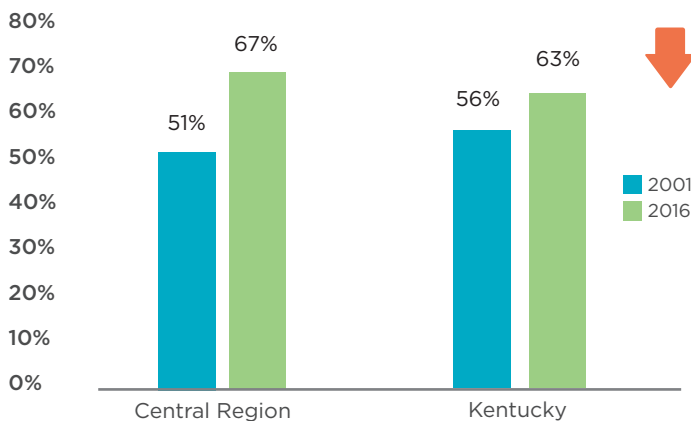
56% on Free or Reduced Lunch

2001 VS. 2016 SURVEY RESULTS COMPARISONS

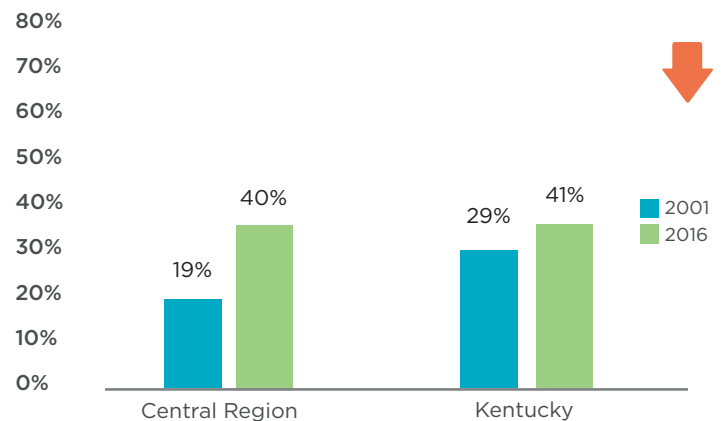
Children who have experienced tooth decay are at greater risk of having future tooth decay. These numbers have worsened since the 2001 survey.

TRENDING KEY: Positive Neutral Negative

2 in 3 children have experienced tooth decay
Estimated number of children: 13,400






2 in 5 children have untreated tooth decay
Estimated number of children: 8,000



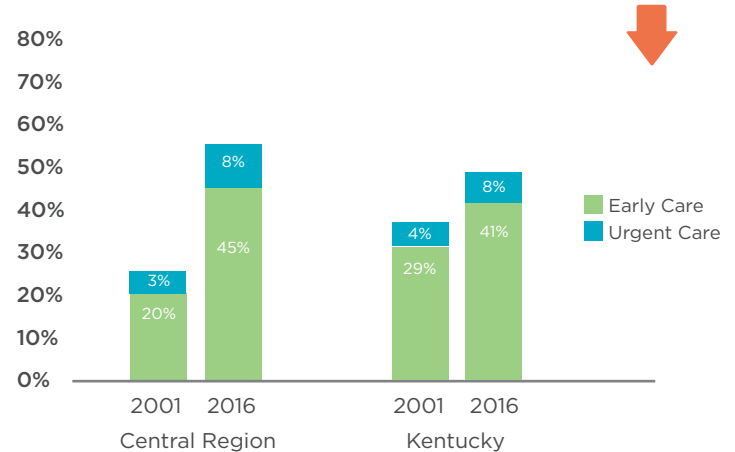
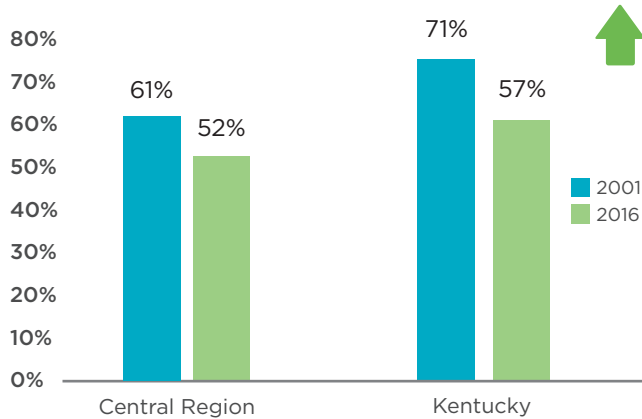
2001 VS. 2016 SURVEY RESULTS COMPARISONS

Sealants can help prevent the need for early or urgent dental care.

TRENDING KEY:  Positive  Neutral  Negative

1 in 2 children do not have sealants
Estimated number of children: 10,400




1 in 2 children need early or urgent dental care
Estimated number of children: 10,600



PARENT QUESTIONNAIRES

	Central Region 2001	Central Region 2016	Kentucky 2016	Regional Trend
Child reported to have a toothache in the last 6 months	12%	9%	9%	
More than 1 year since last dental visit	23%	17%	16%	
During past 12 months, child needed dental care but could not get it	21%	5%	5%	
Child lacks dental insurance	23%	10%	9%	

SOCIAL DETERMINANTS OF ORAL HEALTH

INDICATOR	Central Region	Kentucky
 Children living in poverty, 2011-2015	23%	26%
Child food insecurity rate, 2014	19%	22%
People ages 25+ with a Bachelors degree or above, 2011-2015	29%	22%
 Number of dentists per 1,000 children, 2015	3.7	2.7
Children without health insurance coverage, 2011-2015	5%	5%
Children enrolled in Medicaid/KCHIP utilizing dental services, 2015	49%	48%
Kindergarteners receiving a dental screening/exam, SY 2015-2016	51%	57%
 Children ages 5 to 17 that speak a language other than English at home, 2011-2015	9%	6%
Households with no vehicles, 2011-2015	7%	8%
Births to mothers who smoked during pregnancy, 2012-2014	19%	22%

FIND COUNTY-LEVEL
 DATA ON OTHER SOCIAL
 DETERMINANTS OF
 ORAL HEALTH AT:

KIDS COUNT Data Center | www.datacenter.kidscount.org/data#KY
Kentucky Health Facts | www.kentuckyhealthfacts.org
County Health Rankings and Roadmaps | www.countyhealthrankings.org

Find the complete report and learn more about how you can get involved at KentuckyOralHealth.com